



WE BRIGHTEN UP YOUR IMPRESSIONS

# PRESENTING ELKO LIGHTING s.r.o.

The company ELKO Lighting s.r.o. was established in 2010 with the objective of developing, manufacturing and supplying the market not only with LED light sources and lamps, but also with complex lighting solutions. We are following in the tradition and experience of the company ELKO EP, s.r.o., which for two decades has been developing and producing electronic control elements, and which is constantly expanding its use of LED lighting. We aim to supply high-quality yet reasonably priced LED light sources, and provide sophisticated related services - always to the full satisfaction of our customers. This is the first catalog geared towards LED light sources: lamps, tubes and panels. Other products will follow. We believe that you will be satisfied with our products and services, and that we will become your partner in the perspective area of LED lighting!

*Your ELKO Lighting team!*

**LED LAMPS  
eco**



**LED LAMPS  
dimmable**



**LED LAMPS  
special**



**LED SPOTLIGHTS**



**LED DOWNLIGHT**



**LED TUBES**



**LED PANELS**



## Company ELKO Lighting, s.r.o.

offers not only a wide assortment of LED light sources, but it can also provide you with an expert advice and proposals for the integration of a complete electrical control of your home or office.

The aim of the company is to supply high-quality yet affordable LED light sources, and currently provide high level related services - always to the full satisfaction of our customers. Our mission is to become a partner in the field of perspective LED lighting and we subordinates all our efforts and activities to this aim.

## HOW DIFFERS ELKO Lighting, Ltd. FROM THE OTHER MANUFACTURERS AND DEALERS:

- provides a guarantee to the light source up to 5 years
- in terms of intensity, it has the most powerful LED bulb in a classic design (LED ball/E27)
- can dim all of them = another savings
- can control most lights remotely, such as via smartphone (touch) or PC (Application)
- offers complete services - professional consulting, design of connections, own warehouse (including additional assortment to the LED strips)



# WHERE ARE ADVANCES IN LIGHTING HEADED?

America's Thomas A. Edison invented the first functioning light bulb in 1879. They've been the main light source ever since, up until now that is - the year 2012 - when their production definitively comes to an end within the European Union. The main disadvantage of the classic bulb is its lack of efficiency, where only 8% of electrical energy is changed to light, and the rest ends up as unneeded heat.

The first energy-efficient fluorescent bulbs appeared after 1980, which were able to save up to 80% over classic light bulbs. So for example, a 14W energy-saving fluorescent tube replaces a 60W classic light bulb. Though the market is flooded with widely varying types, from bottom quality to „brand-name“, this is currently the most widely used light source, so choose carefully.

## LIGHTING OF THE FUTURE

Today, the biggest focus is on LED light sources. However, this is not only the result of the end of classic bulb manufacture, but mainly due to the increasing parameters of the LED component. Their indisputable advantages - low input power, high efficiency and long life - are foretelling indicators of this unstoppable future trend.




## ENERGY LABEL

The energy label is designed for the consumer to provide exact, clear and comparable information on home appliances regarding their energy consumption, performance and other basic qualities. All of our light sources are classified in category

**A - LED bulbs, efficient compact fluorescent tubes.**

- A** LED bulbs, efficient compact fluorescent tubes
- B** Inefficient compact fluorescent tubes, efficient halogen lamps
- C** Average halogen lamps
- D** Inefficient halogen lamps
- E** Energy-wasting light bulbs
- F** Energy-wasting light bulbs
- G** Energy-wasting light bulbs



# WHAT ACTUALLY IS „LED“?

LED is an acronym for a Light-Emitting Diode. It is an electronic semi-conducting component containing a P-N junction, which emits visible light. You have seen it in use for dozens of years, and recently they've replaced lamps in automobiles, street lighting, household appliances and for active home illumination.

## LED DIODE DESIGN

LED lighting is penetrating the home sector in many different forms: ordinary bulb replacement, strips, lighting systems, etc. The basis of the LED diode is the P-N junction, whose electrodes are led out of the body of the diode. The actual LED diode chip is normally connected to a heat sink to achieve good heat dissipation away from the chip, and is covered in an epoxy capsule (for protection and better optical parameters). This design makes the LED diode very resistant. Our LED bulbs use the high-performance chips by SEOUL ACRICHE and PHILIPS LUMILEDS, known for their long life when upholding light and electrical parameters.



LED lighting is penetrating the residential sector in various forms: classic bulb replacement, strips, lighting systems



# ENERGY SAVING CALCULATIONS

## FLAT 3+1

10 pcs of 60W bulbs, 5 pcs of 40W bulbs, 2 pcs of fluorescent 36W lamps

- total consumption of classical bulbs per year is 1273 kW
- Household shines on average 4 hours a day, ie 1460 h / year
- price per kWh is 5 CZK

	LED sources	Classical sources
Total consumption per year in kW	268 kW	1 273 kW
Annual energy costs	1 340 CZK	6 366 CZK
Annual savings	5 026 CZK	x
Total savings during the lifetime of LED light sources	<b>87 585 CZK</b>	
<b>Acquisition costs</b>	<b>9 642 CZK</b>	
- LED bulb DLB-E27-806-2K7	10 ks	5 250 CZK
- LED bulb LB-E27-470-2K7	5 ks	1 870 CZK
- LED tube LT-G13-2300-3K	2 ks	2 522 CZK
<b>Return on Investment</b>	<b>2 years</b>	

Model households using traditional bulbs mentioned above, consumes 1273 kW / year. Annual household costs at a rate of 5 CZK / kWh are 6366 CZK.

When exchanged for LED sources, the consumption drops to 268 kW for which will household pay 1,340 CZK.

## OFFICE

2 pcs of 60W bulbs, 3 pcs of 40W bulbs, 1 pc of fluorescent 36W lamp

- total consumption of classical bulbs per year is 403 kW
- Household shines on average 4 hours a day, ie 1460 h / year
- price per kWh is 5 CZK

	LED sources	Classical sources
Total consumption per year in kW	91 kW	403 kW
Annual energy costs	453 CZK	2 015 CZK
Annual savings	1 562 CZK	x
Total savings during the lifetime of LED light sources	<b>27 395 CZK</b>	
<b>Acquisition costs</b>	<b>3 433 CZK</b>	
- LED bulb DLB-E27-806-2K7		1 050 CZK
- LED bulb LB-E27-470-2K7		1 122 CZK
- LED tube LT-G13-2300-3K		1 261 CZK
<b>Return on Investment</b>	<b>2 years</b>	

Model office using traditional bulbs mentioned above, consumes 403 kW / year. Annual household costs at a rate of 5 CZK / kWh are 2 015 CZK.

When exchanged for LED sources consumption drops to 91 kW for which will household pay 3 433 CZK.

## RESTAURANT

50 pcs of 60W bulbs, 20 pcs of 40W bulbs, 40 pcs of fluorescent 36W lamps

- total consumption of classical bulbs per year is 19 126 kW
- Restaurant shines on average 10 hours a day, ie 3 650 h / year
- price per kWh is 5 CZK

	LED sources	Classical sources
Total consumption per year in kW	5 182 kW	19 126 kW
Annual energy costs	25 910 CZK	95 630 CZK
Annual savings	69 720 CZK	x
Total savings during the lifetime of LED light sources	<b>395 650 CZK</b>	
<b>Acquisition costs</b>	<b>84 170 CZK</b>	
- LED bulb DLB-E27-806-2K7		26 250 CZK
- LED bulb LB-E27-470-2K7		7 480 CZK
- LED tube LT-G13-2300-3K		50 440 CZK
<b>Return on Investment</b>	<b>2 years</b>	

Model restaurant using traditional bulbs mentioned above, consumes 19 126 kW / year. Annual household costs at a rate of 5 CZK / kWh are 95 630 CZK.

When exchanged for LED sources, consumption drops to 5182 kW for which household will pay 25 910 CZK.

## INDUSTRIAL PRODUCTION HALL

230 pcs of fluorescent 36W lamps

- total consumption of classical bulbs per year is 39 347 kW
- Household shines on average 18 hours a day, ie 4752 h / year
- price per kWh is 5 CZK

	LED sources	Classical sources
Total consumption per year in kW	19 673 kW	39 347 kW
Annual energy costs	98 365 CZK	196 735 CZK
Annual savings	98 370 CZK	x
Total savings during the lifetime of LED light sources	<b>565 800 CZK</b>	
<b>Acquisition costs</b>	<b>290 030 CZK</b>	
- LED tube LT-G13-2300-3K		290 030 CZK
<b>Return on Investment</b>	<b>3 years</b>	

Model INDUSTRIAL PRODUCTION HALL using traditional bulbs mentioned above, consumes 39 347 kW / year. Annual household costs at a rate of 5 CZK / kWh are 196 735 CZK.

When exchanged for LED sources consumption drops to 19 673 kW for which household will pay 98 365 CZK.

# WE BRIGHTEN UP YOUR DAYS

LED LAMPS  
eco



LED LAMPS  
dimnable



LED LAMPS  
special



LED SPOTLIGHTS




LED DOWNLIGHT



LED TUBES



LED PANELS



# LED bulbs (classic design – eco)

LED eco	LED eco	LED profi	LED profi
<b>LB-E27-400-2K7</b>	<b>LB-E27-400-5K</b>	<b>LB-E27-470-2K7</b>	<b>LB-E27-470-5K</b>
<ul style="list-style-type: none"> <li>Economy serie</li> <li>Replacement for bulb 35W</li> <li>Warm white</li> </ul>	<ul style="list-style-type: none"> <li>Economy serie</li> <li>Replacement for bulb 35W</li> <li>Cold white</li> </ul>	<ul style="list-style-type: none"> <li>Classic design</li> <li>Replacement for bulb 40W</li> <li>Warm white</li> </ul>	<ul style="list-style-type: none"> <li>Classic design</li> <li>Replacement for bulb 40W</li> <li>Cold white</li> </ul>
 <p>WARM WHITE 2700 K</p> <p>replacement 35 W FOR BULB</p> <p>ENERGY SAVINGS 42,80 %</p>	 <p>COLD WHITE 5000 K</p> <p>replacement 35 W FOR BULB</p> <p>ENERGY SAVINGS 42,80 %</p>	 <p>WARM WHITE 2700 K</p> <p>replacement 40 W FOR BULB</p> <p>ENERGY SAVINGS 42,80 %</p>	 <p>COLD WHITE 5000 K</p> <p>replacement 40 W FOR BULB</p> <p>ENERGY SAVINGS 42,80 %</p>
 <b>E27</b>	 <b>E27</b>	 <b>E27</b>	 <b>E27</b>
 <b>5.3</b> <b>W</b>	 <b>5.3</b> <b>W</b>	 <b>7.5</b> <b>W</b>	 <b>7.5</b> <b>W</b>
 <b>400</b>	 <b>400</b>	 <b>470</b>	 <b>470</b>
 <b>2700</b>	 <b>5000</b>	 <b>2700</b>	 <b>5000</b>

## ADDITIONAL TECHNICAL PARAMETERS

Type	Dimmable	Average Lifetime [h]	Luminous Efficiency [lm/w]	Luminosity [cd]	Sunshine angle [cd]	Weight [g]	Dimension [w x h - mm]
<b>LB-E27-400-2K7</b>	No	15 000	75,5	78	145	58	55×104
<b>LB-E27-400-5K</b>	No	15 000	75,5	90	145	58	55×104
<b>LB-E27-470-2K7</b>	No	25 000	62,7	105	135	122	60×112
<b>LB-E27-470-5K</b>	No	25 000	62,7	113	135	122	60×112

Note:



base



power [watt]



luminous flux(lm)



CCT(K)

# FOR A MAGICAL ATMOSPHERE!

LED LAMPS  
eco



LED LAMPS  
dimmable



LED LAMPS  
special



LED SPOTLIGHTS



LED DOWNLIGHT



LED TUBES



















LED PANELS





# LED bulbs (classic design – dimmable)

LED dimm	LED dimm	LED max	LED max
<b>DLB-E27-806-2K7</b>	<b>DLB-E27-806-5K</b>	<b>DLB-E27-1060-2K7</b>	<b>DLB-E27-1060-5K</b>
<ul style="list-style-type: none"> <li>Highly luminous</li> <li>Replacement for 60W classic light bulb</li> <li>Warm white</li> </ul>	<ul style="list-style-type: none"> <li>Highly luminous</li> <li>Replacement for 60W classic light bulb</li> <li>Cold white</li> </ul>	<ul style="list-style-type: none"> <li>The most luminous LED on the market</li> <li>Replacement for 75W classic light bulb</li> <li>Warm white</li> </ul>	<ul style="list-style-type: none"> <li>The most luminous LED on the market</li> <li>Replacement for 75W classic light bulb</li> <li>Cold white</li> </ul>
 <p>WARM WHITE 2700 K</p> <p>replacement 60 W FOR BULB</p> <p>ENERGY SAVINGS 42,80 %</p>	 <p>COLD WHITE 5000 K</p> <p>replacement 60 W FOR BULB</p> <p>ENERGY SAVINGS 42,80 %</p>	 <p>WARM WHITE 2700 K</p> <p>replacement 100 W FOR BULB</p> <p>ENERGY SAVINGS 42,80 %</p>	 <p>COLD WHITE 5000 K</p> <p>replacement 100 W FOR BULB</p> <p>ENERGY SAVINGS 42,80 %</p>
 <b>E27</b>	 <b>E27</b>	 <b>E27</b>	 <b>E27</b>
 <b>11</b>  <b>W</b>	 <b>11</b>  <b>W</b>	 <b>13</b>  <b>W</b>	 <b>13</b>  <b>W</b>
 <b>806</b>	 <b>806</b>	 <b>1060</b>	 <b>1060</b>
 <b>2700</b> 	 <b>5000</b> 	 <b>2700</b> 	 <b>5000</b> 

## ADDITIONAL TECHNICAL PARAMETERS

Type	Dimmable	Average Lifetime [h]	Luminous Efficiency [lm/w]	luminosity [cd]	Sunshine angle [cd]	Weight [g]	Dimension [w x h - mm]
<b>DLB-E27-806-2K7</b>	YES	25 000	73,3	180	138	175	60×112
<b>DLB-E27-806-5K</b>	YES	25 000	73,3	190	138	175	60×112
<b>DLB-E27-1060-2K7</b>	YES	25 000	81,5	124	140	180	63×126
<b>DLB-E27-1060-5K</b>	YES	25 000	81,5	124	140	180	63×126

Note:



base



power [watt]



luminous flux (lm)



CCT (K)

# WE BRIGHTEN UP YOUR IMPRESSIONS

LED LAMPS  
eco



LED LAMPS  
dimmable



LED LAMPS  
special



LED SPOTLIGHTS




LED DOWNLIGHT



LED TUBES



LED PANELS



# LED bulbs (special design)

LED candle	LED ball	LED wide profi	LED globus	LED G9
<b>LC-E14-250-3K</b>	<b>LMB-E14-250-3K</b>	<b>LBWB-E27-530-2K7</b>	<b>LBG-E27-806-2K7</b>	<b>LL-G9-100-4K</b>
<ul style="list-style-type: none"> <li>• Candle shape</li> <li>• Replacement for 25W light bulb</li> <li>• Warm white</li> </ul>	<ul style="list-style-type: none"> <li>• Ball shape</li> <li>• Replacement for 25W light bulb</li> <li>• Warm white</li> </ul>	<ul style="list-style-type: none"> <li>• Wide angle of the shine (265°)</li> <li>• Replacement for 40W light bulb</li> <li>• Warm white</li> </ul>	<ul style="list-style-type: none"> <li>• Diameter 95mm</li> <li>• Replacement for 60W light bulb</li> <li>• Warm white</li> </ul>	<ul style="list-style-type: none"> <li>• Base G9</li> <li>• Replacement for 7W light bulb</li> <li>• White</li> </ul>
 <p>WARM WHITE 3000 K</p> <p>replacement 25 W FOR BULB</p> <p>ENERGY SAVINGS 4,80 %</p>	 <p>WARM WHITE 3000 K</p> <p>replacement 25 W FOR BULB</p> <p>ENERGY SAVINGS 4,80 %</p>	 <p>WARM WHITE 2700 K</p> <p>replacement 40 W FOR BULB</p> <p>ENERGY SAVINGS 4,80 %</p>	 <p>WARM WHITE 2700 K</p> <p>replacement 60 W FOR BULB</p> <p>ENERGY SAVINGS 4,80 %</p>	 <p>WHITE 4000 K</p> <p>replacement 7 W FOR BULB</p> <p>ENERGY SAVINGS 4,80 %</p>
 <b>E14</b>  <b>4 W</b>	 <b>E14</b>  <b>4 W</b>	 <b>E27</b>  <b>7 W</b>	 <b>E27</b>  <b>11 W</b>	 <b>G9</b>  <b>1.5 W</b>
 <b>250</b>  <b>3000</b> 	 <b>250</b>  <b>3000</b> 	 <b>530</b>  <b>2700</b> 	 <b>806</b>  <b>2700</b> 	 <b>100</b>  <b>4000</b> 

## ADDITIONAL TECHNICAL PARAMETERS

Type	Dimmable	Average Lifetime [h]	Luminous Efficiency [lm/w]	Luminosity [cd]	Sunshine angle [cd]	Weight [g]	Dimension [w x h - mm]
<b>LC-E14-250-3K</b>	NO	25 000	62,5	37	170	40	35×103
<b>LMB-E14-250-3K</b>	NO	25 000	62,5	58	140	42	45×80
<b>LBWB-E27-530-2K7</b>	NO	25 000	75,7	53	265	85	60×108
<b>LBG-E27-806-2K7</b>	NO	25 000	73,3	180	140	210	95×128
<b>LL-G9-100-4K</b>	NO	25 000	65	20	145	10,7	13,8×47

Note:



base



power [watt]



luminous flux (lm)



CCT (K)

# FOR PLEASANT COMFORT

LED LAMPS  
eco



LED LAMPS  
dimmable



LED LAMPS  
special



LED SPOTLIGHTS




LED DOWNLIGHT



LED TUBES



LED PANELS




# LED SPOTLIGHT

## LED spot 12V

**LSL-GU5.3-280-3K**

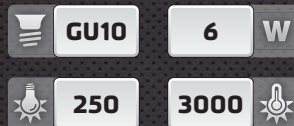
- Voltage 12V
- It replaces traditional 30W halogen lamp
- Warm white



## LED spot dimm

**DLSL-GU10-250-3K**

- Dimmable
- It replaces traditional 30W halogen lamp
- Warm white



## LED spot wide

**LSWL-GU10-200-3K**

- Wide angle of the shine
- It replaces traditional 30W halogen lamp
- Warm white



## ADDITIONAL TECHNICAL PARAMETERS

Type	Dimmable	Average Lifetime [h]	Luminous Efficiency [lm/w]	luminosity [cd]	Sunshine angle [°]	Weight [g]	Dimension [w x h - mm]
<b>LSL-GU5.3-280-3K</b>	NO	25 000	56	600	35	64	50×48
<b>DLSL-GU10-250-3K</b>	YES	25 000	41,7	550	35	58	50×57
<b>LSWL-GU10-200-3K</b>	NO	25 000	57,1	80	110	44	50×58

**Note:**



base



power [watt]



luminous flux (lm)



CCT (K)

# RECESSED AND ELEGANT

LED LAMPS  
eco



LED LAMPS  
dimmable



LED LAMPS  
special



LED SPOTLIGHTS




LED DOWNLIGHT



LED TUBES



LED PANELS




# LED SPOTLIGHT

## LED spot

**LSL-GU10-280-3K**


- Voltage 230V
- It replaces traditional 30W halogen lamp
- Warm white



## LED spot max

**LSL-GU10-350-3K**

- Highly luminous, voltage 230V
- It replaces traditional 35W halogen lamp
- Warm white



## LED spot max

**LSL-GU10-350-5K**

- Highly luminous, voltage 230V
- It replaces traditional 35W halogen lamp
- Cold white



## ADDITIONAL TECHNICAL PARAMETERS

Type	Dimmable	Average Lifetime [h]	Luminous Efficiency [lm/w]	Luminosity [cd]	Sunshine angle [°]	Weight [g]	Dimension [w x h - mm]
LSL-GU10-280-3K	NO	25 000	56	600	35	63	50×56
LSL-GU10-350-3K	NO	25 000	58,3	840	35	60	50×57
LSL-GU10-350-5K	NO	25 000	58,3	840	35	60	50×57

Note:



base



W power [watt]



luminous flux (lm)



CCT (K)

# LIGHT AT YOUR SERVICE

LED LAMPS  
eco



LED LAMPS  
dimmable



LED LAMPS  
special



LED SPOTLIGHTS




LED DOWNLIGHT



LED TUBES



LED PANELS





# LED DOWNLIGHT

## LED Downlight

DL-122-800-3K

DL-122-800-5K

- Light to the ceiling for downlight assembly
- It replaces traditional 60W lamp
- Warm white / Cold white



## LED Downlight

DL-154-1200-3K

DL-154-1200-5K

- Light to the ceiling for downlight assembly
- It replaces traditional 75W lamp
- Warm white / Cold white



## LED Downlight

DL-190-1600-3K

DL-190-1600-5K

- Light to the ceiling for downlight assembly
- It replaces traditional 100W lamp
- Warm white / Cold white



## ADDITIONAL TECHNICAL PARAMETERS

Type	Dimmable	Average Lifetime [h]	Luminous Efficiency [lm/w]	Luminosity [cd]	Sunshine angle [°]	Weight [g]	Dimension [w x h - mm]
DL-122-800-3K	NO	25 000	57,1	390	100	450	147×60
DL-122-800-5K	NO	25 000	57,1	390	100	450	147×60
DL-154-1200-3K	NO	25 000	50	450	100	635	189×62
DL-154-1200-5K	NO	25 000	50	450	100	635	189×62
DL-190-1600-3K	NO	25 000	59,2	630	100	860	230×70
DL-190-1600-5K	NO	25 000	59,2	630	100	860	230×70

Note:



base



power [watt]



luminous flux (lm)



CCT (K)

# YOU WILL RADIATE FLAWLESSLY

LED LAMPS  
eco



LED LAMPS  
dimmable



LED LAMPS  
special



LED SPOTLIGHTS




LED DOWNLIGHT



LED TUBES



LED PANELS



# LED TUBE

## LED TUBE

## LED TUBE

## LED TUBE

LT-G13-800-3K

LT-G13-800-6K

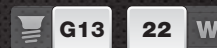


LT-G13-1500-3K

LT-G13-1500-6K

LT-G13-3000-3K

LT-G13-3000-6K

Today we have more choices than just classic light bulb innovation. Now we can have LED tubes as well. So nothing stands in the way of practical and elegant illumination. When installing tubes, it is necessary to completely remove the choke coil and starter from the classic connection to further reduce power consumption.



## ADDITIONAL TECHNICAL PARAMETERS

Type	Dimmable	Average Lifetime [h]	Luminous Efficiency [lm/w]	luminosity [cd]	Sunshine angle [°]	Weight [g]	Dimension [w x h - mm]
LT-G13-800-3K	NO	35 000	-	-	-	190	25,4×600
LT-G13-800-6K	NO	35 000	-	-	-	190	25,4×600
LT-G13-1500-3K	NO	35 000	-	-	-	360	25,4×1200
LT-G13-1500-6K	NO	35 000	-	-	-	360	25,4×1200
LT-G13-3000-3K	NO	35 000	-	-	-	400	25,4×1500
LT-G13-3000-6K	NO	35 000	-	-	-	400	25,4×1500

Note:



base



power [watt]



luminous flux (lm)




CCT (K)

# USAGE OF LED PANELS (installation)

**USAGE TO COMPARTMENT  
CEILING**



**USAGE  
TO PLASTERBOARD**



**CEILING SUSPENSION**



**CEILING FITTINGS**




**USAGE TO COMPARTMENT CEILING**



**USAGE TO PLASTERBOARD**



**CEILING SUSPENSION**



**CEILING FITTINGS**



# LED PANELS

## LED PANEL

LP-6060-3200-3K



## LED PANEL

LP-6060-3200-5K7

## LED PANEL

LP-12060-6000-5K7

When designing the lighting for your office, it is a good idea to carefully consider what light source to use, rather than having to resolve replacement of classic lights for modern ones with LED technology in the future. The panel sizes are designed for inserting in cassette ceilings. However, they can be installed many different ways - directly under the ceiling, suspended on cables under the ceiling, on the wall in any position. You fantasy knows no boundaries.



## ADDITIONAL TECHNICAL PARAMETERS

Type	Dimmable	Average Lifetime [h]	Luminous Efficiency [lm/w]	luminosity [cd]	Sunshine angle [°]	Weight [g]	Dimension [w x h - mm]
LP-6060-3200-3K	NO	35 000	-	-	-	5 000	595×595
LP-6060-3200-5K7	NO	35 000	-	-	-	5 000	595×595
LP-12060-6000-5K7	NO	35 000	-	-	-	10 000	1195×595

We offer LED panels also in another dimensions. Please contact our resellers or see our web pages at [www.elkolighting.eu](http://www.elkolighting.eu)

Note:



base



power [watt]



luminous flux (lm)



CCT (K)

# CONTROL LED LIGHTING by Smartphone

Very modern and popular complement suitable to office spaces, training and meeting rooms, but also to residential areas are RGB bulbs, RGB panels and RGB strips. RGB light sources can be controlled by unique and simple way, by using your smartphone or iPhone thanks to iHC-MARGB or iHC-MIRGB applications. Mentioned applications allow you to set the whole RGB colour spectrum and dim lights at the desired level, from 0 to 100%. Due to dimming and colour options it is possible to create impressive lighting scenes (eg watching a movie, reading a book or automatic blending bar). LED light sources are also environmentally friendly, because the lifetime of LED lamps is five times longer than classic bulbs or fluorescent tubes have.



## Application for control of colour RGB LED

By iHC-MARGB (Android Smartphone) or iHC-MIRGB (iPhone) application can be controlled RGB light bulbs, strips and panels so that it is possible to mix their colours (R-red, G-green, B-blue), adjust the intensity (dark) or run various light scenes based on the colour play. Control is done via smart box eLAN-RF to which you can connect up to 40 different appliances (bulbs-panels-strips).

## Smart box eLAN-RF-003

Elan-RF-003 is used for remote control of radio frequency (RF) actuators using a web interface. All users can control home lights, blinds or irrigation using computers, but also a tablet or smart phone. Smart box can be used within one network, which solves the problem with the transmission of wireless signal between the ceilings of the house (which are usually made of reinforced concrete).

## RGB bulbs, RGB strips, RGB panels

RGB LED bulbs and RGB panels can currently be controlled by smartphone. Thanks to implemented RF module they are completely independent on the usage of other appliances. iHC application for Android or iOS offers control over the entire colour spectrum, group control of several bulbs and control of their brightness. The indisputable advantage is easy exchange of both RGB strips, RGB bulbs (with E27) and RGB panel by simply placing it to the compartment ceiling and replacing the light with fluorescent bulbs.

# LED AND RGB STRIPS

The LED strip is a modern method of illuminating any space, either in homes or commercial spaces. Thanks to their flexibility, they can be easily bent and trimmed to size to fit in any space. Many of them are even self-adhesive, making their installation that much easier. It can be simply stuck to any surface (wall, wood, glass, plastic or metal). Just cut the LED strip to the desired length and stick it in place. It is often used for example in the kitchen, where it sticks to the lower part of the upper housings in place of outdated fluorescent tubes. The LED strip won't glare in any way thanks to their low height (0.3 cm), and it is highly flexible so you can bend it in any direction. LED strips have a very modern look, they are high in quality, they consume little energy and feature long life.

## STANDARD LED STRIPS

Color	Number of LED	Input Voltage [V]	Power [W/m]	CCT [K]	Luminous flux [lm/m]	Sunshine angle [°]	Width [mm]
White	30	12	7,2	5500	660	120	10
Warm white	30	12	7,2	2700-2900	660	120	10
Red	30	12	7,2	-	115	120	10
Yellow	30	12	7,2	-	127	120	10
Blue	30	12	7,2	-	51	120	10
Green	30	12	7,2	-	216	120	10
White	60	12	14,4	5500	1320	120	10
Warm white	60	12	14,4	3300	1320	120	10
White	120	24	28,8	5500	1900	120	15
Warm white	120	24	28,8	3300	1900	120	15
White	240	24	19,2	6500	1440	120	10
Warm white	240	24	19,2	6500	1440	120	10

## RGB LED STRIPS

Color	Number of LED	Input Voltage [V]	Power [W/m]	CCT [K]	Luminous flux [lm/m]	Sunshine angle [°]	Width [mm]
RGB	30	12	7,2	-	660	120	10
RGB	60	12	14,4	-	1320	120	10

# ROOM FOR YOUR FANTASY

HPS-ALU



HPI-ALU



ANGLE - ALU



HPK - ALU



ZPR - ALU



ANGLE-MDF



TRIPLE-K - ALU




## LIGHTING OF PATH



ANGLE - ALU

## STAIRCASE LIGHTING



HPI - ALU

## KITCHEN LIGHTING




TRIPLE-K - ALU

## LIGHTING OF FURNITURE



ZPH - ALU

## LIGHTING IN FLOOR



ZPR - ALU

## OUTDOOR LIGHTING



ZPO - ALU

## LIGHTING OF CABINET



HPP - ALU

## MIRROR LIGHTING



HPK - ALU

## SOLUTIONS FOR BATHROOMS



HPH - ALU/A


























# ALUMINUM PROFILES FOR LED STRIPS

These profiles represent the simplest design for creating linear working, decoration and orientation lighting systems.

The aluminum profile is designed for direct assembly on the wall (screw, cartridge hammer and adhesive fixing), and contains grooves for inserting LED lighting elements (LED strip or LED bars), and a groove for inserting a plexiglass cover. You can drill holes anywhere in the profile for power cords, bushings, mounting and drainage holes, etc.

The aluminum profile is not just a decorative element, but also an important cooling element for heat dissipation, thus extending the life of LED lighting systems.

PHOTO	NAME OF PROFILE DIMENSIONS (v×š mm)	PHOTO	NAME OF PROFILE DIMENSIONS (v×š mm)	ACCESSORIES
	<b>ZPH - ALU / ALU/A</b> 16×12		<b>TRIPLE - ALU</b> 59,6×9	Like the accessories for profiles we offer also clear or matt diffusers (coverslips), end caps for elegant ending of profile  For complete range of products see: <a href="http://eshop.elkoep.com/lighting--led-sources-led-panels-menu-3R4000101.aspx">http://eshop.elkoep.com/lighting--led-sources-led-panels-menu-3R4000101.aspx</a>
	<b>STAIR - ALU</b> 40×81		<b>TRIPLE-K - ALU</b> 56,6×9	
	<b>ZPK - ALU</b> 22×12		<b>HPS - ALU</b> 26×7,5	<b>DIFFUSERS</b>
	<b>ZPO - ALU</b> 18,5×16		<b>PPH - ALU</b> 26×26	Diffusers can be combined in various ways. 
	<b>HPREG - ALU</b> 16×12		<b>HPI - ALU</b> 19,2×8,5	<b>END CAPS</b>
	<b>HPH - ALU</b> 15,2×6		<b>POL - ALU</b> 23×34,45	End caps for ending of profiles are supplied either solid or with hole for pulling through of powering cables. 
	<b>HPK - ALU</b> 22×6		<b>HPH - MDF</b> 16×12	<b>INSTALLATION MATERIAL</b>
	<b>ANGLE - ALU</b> 19×19		<b>HPR - MDF</b> 35×12	
	<b>ZPR - ALU</b> 30×10,5		<b>ANGLE - MDF</b> 19×19	
	<b>HPP - ALU</b> 30×7		<b>HPP - MDF</b> 40×12	We also offer various kind of installation material like mounting clamps, washers, adhesive tapes, etc. 

# TABLE OF DIMMERS

PRODUCT SERIES	www.elkolighting.eu/produkty/reseni/ <b>PRODUCT</b>		AUTOMATIC LOAD DETECTION	EAN CODE	R 	L 	C 
							
TABLE OF DIMMERS PRODUCT		<b>DIM-2</b> – Staircase switch with dimming, gradual brightness increase/decrease, 500 VA	-	8595188112475	✓	✓	
		<b>DIM-5</b> – Dimmer - short press ON/OFF, pressing and holding dims, 500 VA	-	8595188115612	✓	✓	
		<b>DIM-14</b> – Like DIM-5, also suitable for loads L. Dims loads R, L, C)	✓	8595188135955	✓	✓	
		<b>DIM-15</b> – Dimmer for LED bulbs and dimmable efficient fluorescent lamps, potentiometer brightness setting	-	8595188140690	-	-	
		<b>DIM-6</b> – Expandable power module for increasing output of connected load to DIM-6 by 1kVA	-	8595188139106	✓	✓	
		<b>SMR-S</b> – Like DIM-5, pushbutton control, for mounting into KU68, dims by pressing and holding button, 300W	-	8595188123518	✓	✓	
		<b>SMR-U</b> – Like DIM-14, pushbutton control, for mounting into KU68, dims by pressing and holding button, 500W	✓	8595188130738	✓	✓	
		<b>SMR-M</b> – Like DIM-15, pushbutton control, for mounting into KU68, LED dimming and dimmable efficient fluorescent lamps	-	8595188143776	-	-	
		<b>LIC-1</b> – Dimmer maintaining set light intensity in Lx, including SKS photo-sensor	-	8595188144933	✓	✓	
WIRELESS SOLUTIONS		<b>RFDA-11B</b> – Dimming actuator basic program light scene, OFF function	✓	8595188136846	✓	✓	
		<b>RFDA-71B</b> – Dimming actuator - 7 programs, 4 lighting scenes, sunset and sunrise simulation, ON/OFF	✓	8595188136273	✓	✓	
		<b>RFDEL-71B</b> – Dimming actuator - 7 programmable functions, 6 light functions, ON/OFF function	-	8595188145121	✓	✓	
		<b>RFDAC-71B</b> – Analog actuator 7 programs, 6 light functions, ON/OFF function	-	8595188142809	1 x Output 0/1-10 V 		
		<b>RFDA-73/RGB</b> – Dimming actuator for RGB dimming sources	-	8595188146814		-	
BUS SOLUTIONS		<b>LM2-11B</b> – Stmivací jednonábový aktor 1 kanál (250W), 1 x 230VAC IN, Thermo vstup	✓	8595188131131	✓	✓	
		<b>DA2-22M_V2</b> – Dimming double-channel actuator 2 channels (500W/channel), 2 x 230VAC IN, Thermo input	✓	8595188131353	✓	✓	
		<b>LCB2-02M</b> – Dimming double-channel actuator 2 x relays, 2 x 1 - 10 V	-	8595188131148	2 x Output 1-10 V 		

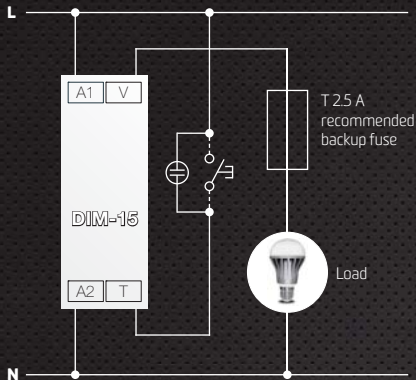
	<b>ESL</b>  Energy saving dimmable fluorescent tubes	<b>LED</b>		
		<b>CATEGORY 1</b> Mostly multiple-LED light sources, power provided by a LINEAR source limiting current (faster dimming), lower price. 	<b>CATEGORY 2</b> Sources that have 1-3 power LEDs, power provided by SWITCHING the source regulating brightness based on the input voltage, higher price, GU10 have a higher body. 	<b>CATEGORY 3</b> LED with DC power supply and current regulation. Designed for dimming an LED chip, LED strip, RGB LED. 
-	-	-	-	-
-	-	-	-	-
✓	-	-	-	-
-	✓	✓	✓	-
✓	-	-	✓	-
-	-	-	-	-
✓	-	-	-	-
-	✓	✓	✓	-
✓	✓	✓	✓	-
✓	-	-	✓	-
✓	-	-	✓	-
✓	✓	✓	✓	-
	-	-	-	-
	-	-	-	✓
✓	-	-	-	-
✓	✓	✓	✓	-
	-	-	-	-

# EXAMPLES OF SELECTED PRODUCTS

## DIM-15



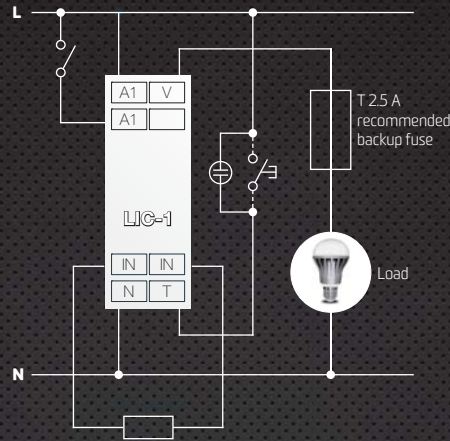
Designed for LED bulbs and dimmable



## LIC-1



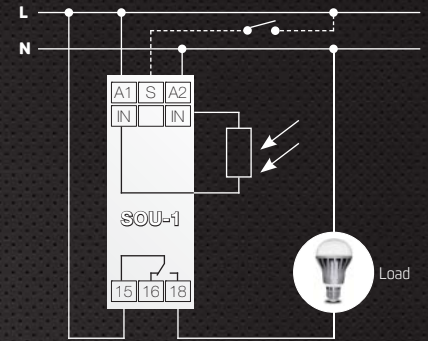
Light intensity control



## SOU-1



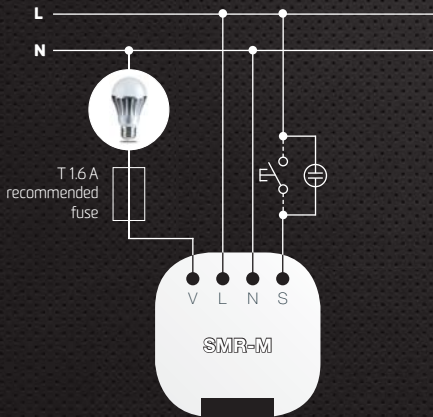
Sundown switch



## SMR-M



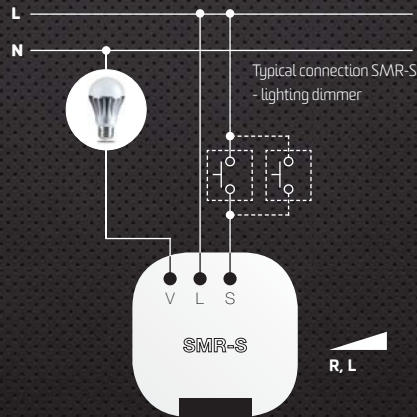
Designed for LED bulbs and dimmable energy-saving fluorescent tubes



## SMR-S



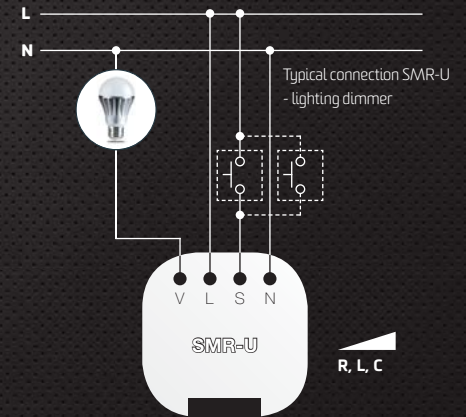
Controlled dimmer - R,L



## SMR-U



Designed for LED bulbs and dimmable energy-saving fluorescent tubes

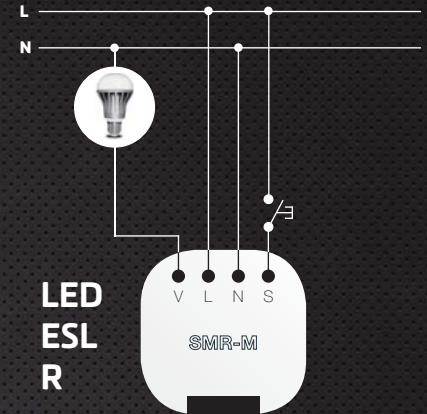
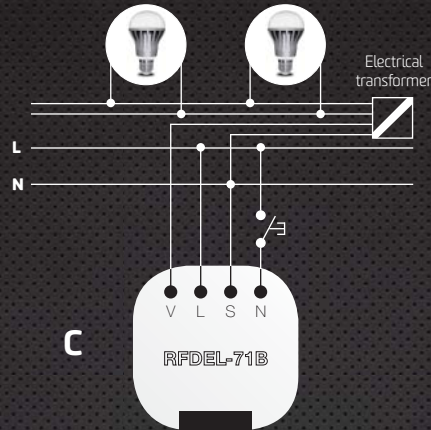
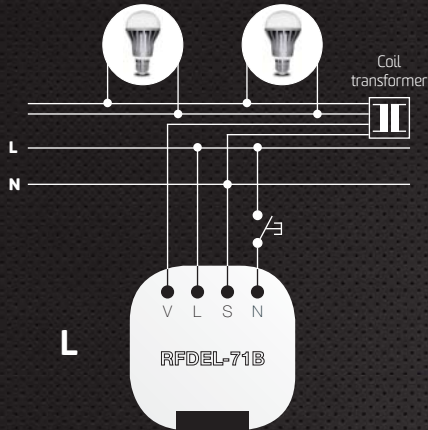


## RFDEL-71B

**INELS**  
RF Control



Dimming actuator for LED and dimmable energy-saving lamps.

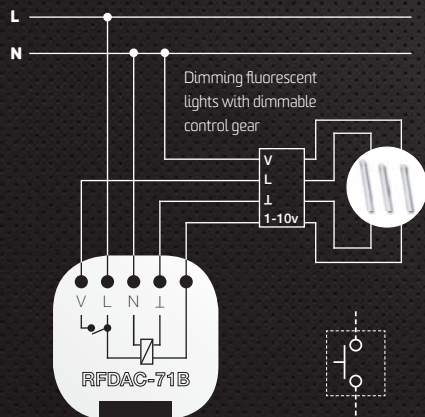


## RFDAC-71B

**INELS**  
RF Control



Actuator with analog output O(1) - 10 V

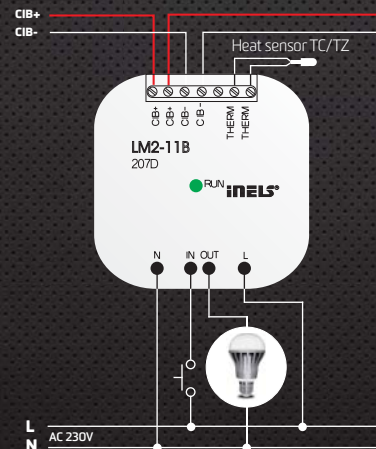


## LM2-11B

**INELS**  
BUS System



Dimming single-channel actuator

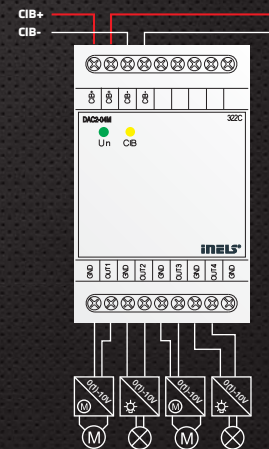


## DAC2-04M

**INELS**  
BUS System



Control gear digital - analog



# EXPLANATION OF DESIGNATIONS

To facilitate your orientation in our product assortment as much as possible, we have built into each of our product names the most important information that you need to know in order to choose the right lamps.

The names of our light sources are always comprised of four parts. The first part indicates the type of light source, the second indicates the type of base for which the light source is designed, the third part gives a numerical value of the luminous flux in lumens, and the last part of the light source name indicates the light temperature

FOTO	DESIGNATION	FULL NAME
	DLB	Dimmable LED Bulb
	LB	LED Bulb
	LC / LMB	LED Candle / LED Mini Bulb
	LBWB	LED Bulb Wide Beam
	LBG	LED Bulb Globe
	LL	LED Light
	LSL	LED Spot Light
	LSWL	LED Spot Wide Light
	DL	LED Downlight
	LT/LP	LED Tube / LED Panel



**DLB**

BULB TYPE

-

**E27**

BASE TYPE

-

**806**

LUMINOUS FLUX

-

**2K7**

TEMPERATURE LIGHT



# HOUSE SWITCHES AND SOCKETS

# LOGUS<sup>90</sup>



**BASE**  
plastic



**AQUARELLA**  
metallic design



**CRYSTAL**  
crystal



**METALLO**  
metal



**ARBORE**  
wood



**PETRA**  
stone



**LOGUS<sup>90</sup> IS SYNONYM FOR LUXURY, ELEGANCE AND PERFECT DESIGN.**

You can choose from a wide range of plastic box colour combinations or enjoy purely natural materials - glass, wood, metal or stone. Perfect square symmetry, sharp edges, right angles - act like a magic. Magic just of your interior.

Switches need to be mounted as the last thing, they are a gateway to a new era of your house. It happens very often that you decide at the last moment, that it will be better to use elegantly glass or originally metal ...

We have cleverly designed frames not only for classical wired and wireless switches, but also for the classical and data sockets, single and multiple. You can find luxury built-in thermostats, audio units and the touch screen on size of the switch



[www.elkolighting.eu](http://www.elkolighting.eu)

**ELKO Lighting, s.r.o.**

Palackeho 493 | 769 01 Holesov, Vsetuly | Czech republic  
tel.: +420 573 514 256 | fax: +420 573 514 227 | [info@elkolighting.eu](mailto:info@elkolighting.eu)