



Quick overview of time relays



	CRM-181J	CRM-183J	CRM-161H	CRM-91H	CRM-93H	CRM-111H	CRM-113H	CRM-2T
Type	Single-function		Multi-function - ECONOMY	Multi-function		Multi-function with Inhibit		Star/delta starter
Control input signal	Line Voltage Trigger (voltage dependent)	Line Voltage Trigger (voltage dependent)	Line Voltage Trigger (voltage dependent)	Line Voltage Trigger (voltage dependent)	Line Voltage Trigger (voltage dependent)	Line Voltage Trigger (voltage dependent)	Line Voltage Trigger (voltage dependent)	NOT APPLICABLE

Main parameters

	CRM-181J	CRM-183J	CRM-161H	CRM-91H	CRM-93H	CRM-111H	CRM-113H	CRM-2T
Coil voltage (power supply)	AC/DC 12-240V (AC 50/60 Hz)	AC/DC 12-240V (AC 50/60 Hz)	AC 24-240V and DC 24V (AC 50/60 Hz)	AC/DC 12-240V or AC 230V only (AC 50/60 Hz)	AC/DC 12-240V or AC 230V only (AC 50/60 Hz)	AC/DC 12-240V (AC 50/60 Hz)	AC/DC 12-240V (AC 50/60 Hz)	AC/DC 12-240V or AC 230V only (AC 50/60 Hz)
Time Range	0.1 s - 100 hrs	0.1 s - 100 hrs	0.1 s - 10 hrs	0.1 s - 10 days	0.1 s - 10 days	0.05 s - 30 days	0.05 s - 30 days	0.1 s - 100 days, 0.1 - 1 s
Contact Configuration and Rating	SPDT (1x C/O) 16 A/250 V	3PDT (3x C/O) 8 A/250 V	SPDT (1x C/O) 8 A/250 V	SPDT (1x C/O) 16 A/250 V	3PDT (3x C/O) 8 A/250V	2x SPDT (2x C/O) 16 A/250 V	3PDT (3x C/O) 8 A/250V	2x SPDT (2x C/O) 16 A/250 V
2 nd contact mode selection	no	no	no	no	no	no	yes	no

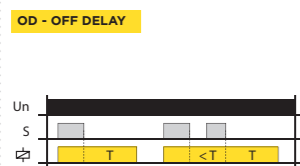
Functions

Number	1 FUNCTION	1 FUNCTION	6 FUNCTIONS	10 FUNCTIONS	10 FUNCTIONS	11 FUNCTIONS	10 FUNCTIONS	1 FUNCTION
List of function	ZR - ON DELAY ZN - INTERVAL ON BL - FLASHER - ON first		ON DELAY, INTERVAL ON, FLASHER ON first, OFF DELAY, ON/OFF delay, MEMORY LATCH with delay, ON DELAY with control signal	ON DELAY, INTERVAL ON, FLASHER-OFF first, FLASHER ON first, OFF DELAY, SINGLE SHOT, SINGLE SHOT falling edge, ON/OFF DELAY, MEMORY LATCH, PULSE GENERATOR 0.5 s		ON DELAY, INTERVAL ON, FLASHER ON/OFF first, MEMORY LATCH, OFF DELAY, SINGLE SHOT, PULSE GENERATOR 0.5 s, ON/OFF DELAY	ON DELAY, INTERVAL ON, FLASHER-ON/OFF first, MEMORY LATCH, OFF DELAY, SINGLE SHOT, PULSE GENERATOR 0.5 s, ON/OFF DELAY	STAR/DELTA starter
New functions	OD - OFF DELAY					WATCHDOG, INTERVAL ON/OFF, MEMORY LATCH WITH DELAY	WATCHDOG, INTERVAL ON/OFF	

General information

Mounting	35 mm DIN rail (IEC 60715)							
Temperature Range	Operating: -20°C to +55°C (-4°F to 131°F) Storage: -30°C to +70°C (-22°F to 158°F)							
Lifetime	Electrical: 50,000 operations Mechanical: 10,000,000 operations							
Dielectric strength	Power supply vs. output contact 1: 4 kV AC							
Weight	61 g (2.15 oz)	61 g (2.15 oz)	61 g (2.15 oz)	61 g (2.15 oz)	82 g (2.79 oz)	61 g (2.15 oz)	82 g (2.79 oz)	79 g (2.79 oz)
Dimensions	90 x 17.6 x 64 mm 3.5" x 0.7" x 2.5"	90 x 17.6 x 64 mm 3.5" x 0.7" x 2.5"	90 x 17.6 x 64 mm 3.5" x 0.7" x 2.5"	90 x 17.6 x 64 mm 3.5" x 0.7" x 2.5"	90 x 17.6 x 64 mm 3.5" x 0.7" x 2.5"	90 x 17.6 x 64 mm 3.5" x 0.7" x 2.5"	90 x 17.6 x 64 mm 3.5" x 0.7" x 2.5"	90 x 17.6 x 64 mm 3.5" x 0.7" x 2.5"

Approved by



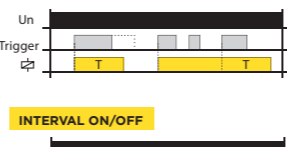
GOOD DEAL \$

EXTERNAL POTENTIOMETER




For remote time setting (CRM-91HE and CRM-2HE)

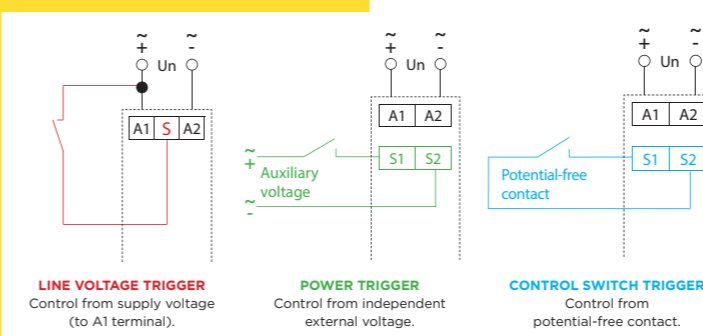
WATCHDOG



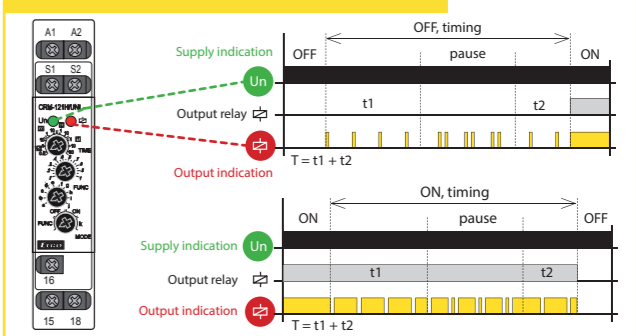
INTERVAL ON/OFF



TRIGGER CONTROL OPTIONS:



MULTI-FUNCTION LED INDICATION:



	CRM-2H	CRM-121H	CRM-131H	PTRM-216K	PTRM-216T	PTRM-216KP	PTRM-216TP	PTRA-216K	PTRA-216T
Type	Asymmetric flasher	Multi-function with GSI	Multi-function with three inputs	Multi-function with PFI		Multi-function		Multi-function with three inputs	
Control input signal	NOT APPLICABLE	Power Trigger (galvanically separated)	Three control inputs (START, INHIBIT, RESET)	Control Switch Trigger (potential free)	Control Switch Trigger (potential free)	Line Voltage Trigger (voltage dependent)	Line Voltage Trigger (voltage dependent)	Three control inputs (START, INHIBIT, RESET)	Three control inputs (START, INHIBIT, RESET)

Main parameters

	CRM-2H	CRM-121H	CRM-131H	PTRM-216K	PTRM-216T	PTRM-216KP	PTRM-216TP	PTRA-216K	PTRA-216T
Coil voltage (power supply)	AC/DC 12-240V or AC 230V only (AC 50/60 Hz)	AC/DC 12-240V (AC 50/60 Hz)	AC/DC 12-240V (AC 50/60 Hz)	AC/DC 12-240V (AC 50/60 Hz)	AC/DC 12-240V (AC 50/60 Hz)	AC/DC 12-240V (AC 50/60 Hz)	AC/DC 12-240V (AC 50/60 Hz)	AC/DC 12-240V (AC 50/60 Hz)	AC/DC 12-240V (AC 50/60 Hz)
Time Range	0.1 s - 100 days	0.05 s - 30 days	0.05 s - 30 days	0.05 s - 30 days	0.05 s - 30 days	0.05 s - 30 days	0.05 s - 30 days	0.05 s - 30 days	0.05 s - 30 days
Contact Configuration and Rating	SPDT (1x C/O) 16 A/250 V	SPDT (1x C/O) 16 A/250 V	SPDT (1x C/O) 16 A/250 V	2x SPDT (2x C/O) 16 A/250 V	2x SPDT (2x C/O) 16 A/250 V	2x SPDT (2x C/O) 16 A/250 V	2x SPDT (2x C/O) 16 A/250 V	2x SPDT (2x C/O) 16 A/250 V	2x SPDT (2x C/O) 16 A/250 V
2 nd contact mode selection	no	no	no	yes	yes	yes	yes	yes	yes

Functions

Number	1 FUNCTION	11 FUNCTIONS	11 FUNCTIONS	10 FUNCTIONS	10 FUNCTIONS	10 FUNCTIONS	10 FUNCTIONS	10 FUNCTIONS	10 FUNCTIONS
List of function	START WITH TIME ON or START WITH TIME OFF	ON DELAY, INTERVAL ON, FLASHER-ON/OFF first, MEMORY LATCH, OFF DELAY, SINGLE SHOT, PULSE GENERATOR 0.5 s, ON/OFF DELAY	ON DELAY, INTERVAL ON, FLASHER-ON/OFF first, MEMORY LATCH, OFF DELAY, SINGLE SHOT, PULSE GENERATOR 0.5 s, ON/OFF DELAY	ON DELAY, INTERVAL ON, FLASHER - ON/OFF first, OFF DELAY, SINGLE SHOT, PULSE GENERATOR 0.5 s, ON/OFF DELAY, MEMORY LATCH	ON DELAY, INTERVAL ON, FLASHER - ON/OFF first, OFF DELAY, SINGLE SHOT, PULSE GENERATOR 0.5 s, ON/OFF DELAY, MEMORY LATCH	ON DELAY, INTERVAL ON, FLASHER - ON/OFF first, OFF DELAY, SINGLE SHOT, PULSE GENERATOR 0.5 s, ON/OFF DELAY, MEMORY LATCH	ON DELAY, INTERVAL ON, FLASHER - ON/OFF first, OFF DELAY, SINGLE SHOT, PULSE GENERATOR 0.5 s, ON/OFF DELAY, MEMORY LATCH	ON DELAY, INTERVAL ON, FLASHER-ON/OFF first, OFF DELAY, SINGLE SHOT, PULSE GENERATOR 0.5 s, ON/OFF DELAY, MEMORY LATCH with delay	ON DELAY, INTERVAL ON, FLASHER-ON/OFF first, OFF DELAY, SINGLE SHOT, PULSE GENERATOR 0.5 s, ON/OFF DELAY, MEMORY LATCH with delay
New functions		WATCHDOG, INTERVAL ON/OFF, MEMORY LATCH WITH DELAY	WATCHDOG, INTERVAL ON/OFF, MEMORY LATCH WITH DELAY	WATCHDOG, INTERVAL ON/OFF	WATCHDOG, INTERVAL ON/OFF	WATCHDOG, INTERVAL ON/OFF	WATCHDOG, INTERVAL ON/OFF	WATCHDOG, INTERVAL ON/OFF	WATCHDOG, INTERVAL ON/OFF

35 mm DIN rail (IEC 60715)				11 Pin Octal Socket					
Operating: -20°C to +55°C (-4°F to 131°F) Storage: -30°C to +70°C (-22°F to 158°F)				Operating: -20°C to +55°C (-4°F to 131°F) Storage: -30°C to +70°C (-22°F to 158°F)					
Electrical: 50,000 operations Mechanical: 10,000,000 operations				Electrical: 50,000 operations Mechanical: 10,000,000 operations					
Power supply vs. output contact 1: 4 kV AC				Power supply vs. output contact 1, 2: 2.5 kV AC					
61 g (2.15 oz)	72 g (2.57 oz)	61 g (2.17 oz)	108 g (3.85 oz)	107 g (3.82 oz)	108 g (3.85 oz)	107 g (3.82 oz)	108 g (3.85 oz)	107 g (3.82 oz)	
90 x 17.6 x 64 mm	90 x 17.6 x 64 mm	90 x 17.6 x 64 mm	48 x 48 x 89 mm	48 x 48 x 79 mm	48 x 48 x 89 mm	48 x 48 x 79 mm	48 x 48 x 89 mm	48 x 48 x 79 mm	
3.5" x 0.7" x 2.5"	3.5" x 0.7" x 2.5"	3.5" x 0.7" x 2.5"	1.7" x 1.7" x 3.5"	1.7" x 1.7" x 3.1"	1.7" x 1.7" x 3.5"	1.7" x 1.7" x 3.1"	1.7" x 1.7" x 3.5"	1.7" x 1.7" x 3.1"	

